

# R32

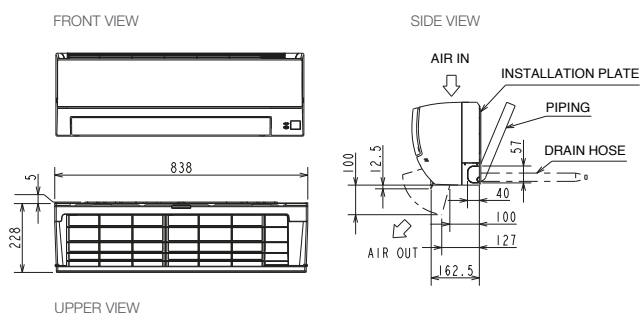


MSZ-HR INDOOR UNITS		MSZ-HR25VF	MSZ-HR35VF	MSZ-HR50VF	MSZ-HR60VF	MSZ-HR71VF
CAPACITY (kW)	Heating (nominal)	3.15 (0.7-3.5)	3.6 (0.9-3.7)	5.4 (1.4-6.5)	6.8 (1.5-9.0)	8.1 (1.5-9.0)
	Cooling (nominal)	2.5 (0.5-2.9)	3.4 (0.9-3.4)	5.0 (1.3-5.0)	6.1 (1.7-7.4)	7.1 (1.8-7.4)
	Heating (UK)	2.61 (0.6-2.9)	2.99 (0.75-3.1)	4.48 (1.16-5.39)	5.64 (1.25-7.47)	6.72 (1.25-7.47)
	Cooling (UK)	2.48 (0.5-2.8)	3.37 (0.89-3.4)	4.96 (1.29-4.96)	5.98 (1.67-7.25)	6.96 (1.76-7.25)
SHF (nominal)		0.78	0.78	0.73	0.79	0.74
COP / EER (nominal)		3.71 / 3.13	3.69 / 2.81	3.48 / 2.44	3.76 / 3.37	3.32 / 3.05
SCOP / SEER (BS EN14825)		4.30 / 6.20	4.30 / 6.20	4.30 / 6.50	4.50 / 7.20	4.30 / 7.00
ErP ENERGY EFFICIENCY CLASS	Heating/Cooling	A+ / A++	A+ / A++	A+ / A++	A+ / A++	A+ / A++
AIRFLOW (l/s)	Heating/Cooling - Lo-Mi-Hi-SHi	55-90-123-168 / 60-90-120-162	55-90-123-175 / 60-93-130-195	102-138-187-242 / 107-153-187-218	178-218-278-327 / 173-210-257-327	178-218-278-327 / 173-210-257-327
PIPE SIZE mm (in)	Gas	9.52 (3/8")	9.52 (3/8")	9.52 (3/8")	12.7 (1/2")	12.7 (1/2")
	Liquid	6.35 (1/4")	6.35 (1/4")	6.35 (1/4")	6.35 (1/4")	6.35 (1/4")
SOUND PRESSURE LEVEL (dBA)	Heating/Cooling - Lo-Mi-Hi-SHi	21-30-37-43 / 21-30-37-43	21-30-37-44 / 22-31-38-46	27-34-41-47 / 28-36-40-45	33-38-44-50 / 33-38-44-50	33-38-44-50 / 33-38-44-50
SOUND POWER LEVEL (dBA)		57	60	60	65	65
DIMENSIONS (mm)	Width x Depth x Height	838 x 228 x 280	838 x 228 x 280	838 x 228 x 280	923 x 263 x 305	923 x 263 x 305
WEIGHT (kg)		8.5	8.5	9	12.5	12.5
ELECTRICAL SUPPLY		Fed by Outdoor Unit	Fed by Outdoor Unit	Fed by Outdoor Unit	Fed by Outdoor Unit	Fed by Outdoor Unit
FUSE RATING (BS88) - HRC (A)		6	6	6	6	6
INTERCONNECTING CABLE No. CORES		4	4	4	4	4

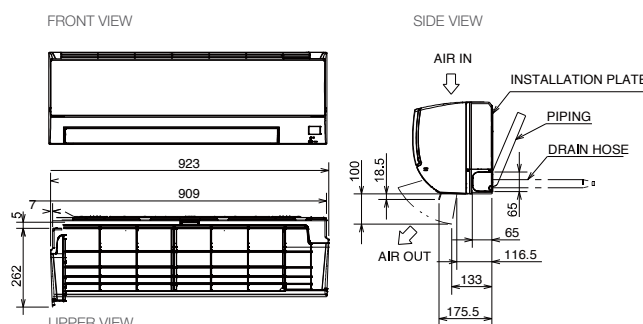
Note: Remote control included as standard with all wall mounted units.

MSZ-HR OUTDOOR UNITS		MUZ-HR25V	MUZ-HR35VF	MUZ-HR50VF	MUZ-HR60VF	MUZ-HR71VF
SOUND PRESSURE LEVEL (dBA)	Heating/Cooling	50 / 50	51 / 51	51 / 50	57 / 53	57 / 53
SOUND POWER LEVEL (dBA)	Cooling	63	64	64	65	66
WEIGHT (kg)		23	24	35	40	40
DIMENSIONS (mm)	Width x Depth x Height	699 x 249 x 538	699 x 249 x 538	800 x 285 x 550	800 x 285 x 714	800 x 285 x 714
ELECTRICAL SUPPLY		220-240V, 50Hz	220-240V, 50Hz	220-240V, 50Hz	220-240V, 50Hz	220-240V, 50Hz
PHASE		Single	Single	Single	Single	Single
SYSTEM POWER INPUT (kW)	Heating/Cooling (nominal)	0.85 / 0.80	0.98 / 1.21	1.55 / 2.05	1.81 / 1.81	2.44 / 2.33
	Heating/Cooling (UK)	0.77 / 0.63	0.89 / 0.96	1.40 / 1.62	1.63 / 1.52	2.20 / 1.96
STARTING CURRENT (A)		4.1	5.9	9.0	8.0	10.8
SYSTEM RUNNING CURRENT (A)	Heating/Cooling [MAX]	4.1 / 3.8 [4.8]	4.6 / 5.9 [6.4]	6.9 / 9.0 [9.6]	8.0 / 8.0 [14.1]	11.8 / 10.3 [14.1]
FUSE RATING (BS88) - HRC (A)		10	10	16	16	16
MAINS CABLE No. CORES		3	3	3	3	3
MAX PIPE LENGTH (m)		20	20	20	20	20
MAX HEIGHT DIFFERENCE (m)		12	12	12	12	12
CHARGE REFRIGERANT (kg) / CO <sub>2</sub> EQUIVALENT (t) - R32 (GWP 675)		0.40 / 0.27	0.45 / 0.30	0.80 / 0.54	1.05 / 0.71	1.05 / 0.71
MAX ADDITIONAL REFRIGERANT (kg) / CO <sub>2</sub> EQUIVALENT (t) - R32 (GWP 675)		0.26 / 0.18	0.26 / 0.18	0.26 / 0.18	0.46 / 0.32	0.46 / 0.32

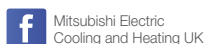
### MSZ-HR25/35/50VF DIMENSIONS



### MSZ-HR60/71VF DIMENSIONS



Telephone: 01707 282880  
email: [air.conditioning@meuk.mee.com](mailto:air.conditioning@meuk.mee.com)  
[les.mitsubishielectric.co.uk](http://les.mitsubishielectric.co.uk)



UNITED KINGDOM Mitsubishi Electric Europe Living Environment Systems Division, Travellers Lane, Hatfield, Hertfordshire, AL10 8XB, England. Telephone: 01707 282880 Fax: 01707 278881  
IRELAND Mitsubishi Electric Europe, Westgate Business Park, Ballymount, Dublin 24, Ireland. Telephone: (01) 419 8800 Fax: (01) 419 8890 International code: (003531)

Country of origin: United Kingdom - Japan - Thailand - Malaysia. ©Mitsubishi Electric Europe 2020. Mitsubishi and Mitsubishi Electric are trademarks of Mitsubishi Electric Europe B.V. The company reserves the right to make any variation in technical specification to the equipment described, or to withdraw or replace products without prior notification or public announcement. Mitsubishi Electric is constantly developing and improving its products. All descriptions, illustrations, drawings and specifications in this publication present only general particulars and shall not form part of any contract. All goods are supplied subject to the Company's General Conditions of Sale, a copy of which is available on request. Third-party product and brand names may be trademarks or registered trademarks of their respective owners.

Note: The fuse rating is for guidance only. Please refer to the relevant databook for detailed specification. It is the responsibility of a qualified electrician/electrical engineer to select the correct cable size and fuse rating based on current regulation and site specific conditions. Mitsubishi Electric's air conditioning equipment and heat pump systems contain a fluorinated greenhouse gas, R410A (GWP:2088), R32 (GWP:675), R407C (GWP:1774) or R134a (GWP:1430). \*These GWP values are based on Regulation (EU) No 517/2014 from IPCC 4th edition. In case of Regulation (EU) No.626/2011 from IPCC 3rd edition, these are as follows. R410A (GWP:1975), R32 (GWP:550), R407C (GWP:1650) or R134a (GWP:1300).

Effective as of May 2020

